



2022 USCAP Companion Meeting




Sunday, March 20, 2022 – 4:30pm-6:30pm

Los Angeles Convention Center

Los Angeles, California, USA

Electron Microscopy in Diagnostic Medical and Transplant Renal Pathology: New Approaches and Teasing the Subtleties

PRESENTATIONS

Times	Title	Presenters	
4:30pm – 5:10pm	Ultrastructural evaluation of podocytopathy	Behzad Najafian, MD Professor, Department of Laboratory Medicine and Pathology University of Washington Seattle, Washington, USA	
5:10pm – 5:50pm	Ultrastructural evaluation of immune mediated renal injury (including immune deposits substructure, cellular inclusion, and tubulopathies)	Guillermo Herrera, MD Professor and Chair, Department of Pathology University of South Alabama Mobile, Alabama, USA	
5:50pm – 6:30pm	Ultrastructural evaluation of the renal allograft biopsy	Candice Roufousse, MD, PhD Senior Clinical Lecturer Renal and Transplant Pathology Faculty of Medicine, Center for Inflammatory Diseases Imperial College, London, UK	

Moderators

[David N. Howell, MD, PhD](#)
Duke University Medical Center
Durham, NC, USA



[Giovanna M. Crisi, MD, PhD](#)
Baystate Health
Springfield, MA, USA

